

Alfabet fiches!



Tuf  Julie



Alfabet fiches!



Woordkaarten

Wat kun je ermee?

Je kunt alle kaarten los knippen waardoor je twee niveaus hebt in de klas. De kaarten zonder letters zijn dan wel erg lastig, omdat het niet allemaal klankzuivere woorden zijn.

Daarnaast kun je er ook voor kiezen om de twee soorten kaartjes aan elkaar te laten zitten.

Zo kunnen de kinderen "spieken" bij het voorbeeld en moeten ze dit zelf vertalen naar de lege cirkels en daar dan de juiste fiches op leggen. Dan knip je dus beide kaartjes van de kip uit, maar dan aan elkaar. De middelste lijn knip je dus niet door.



Alfabet fiches!



Juf Julie
🐛
🦋

k

i

p



Juf Julie
🐛
🦋



Juf Julie
🐛
🦋

k

o

e



Juf Julie
🐛
🦋

Alfabet fiches!



Juf Julia

k a t



Juf Julia

o e l



Juf Julia

v i s



Juf Julia

u m n

Alfabet fiches!



Juf Julia

r a t



Juf Julia

o e s



Juf Julia





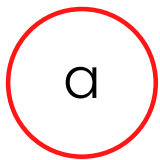
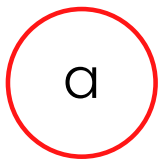






u i l



Juf Julia

o e s

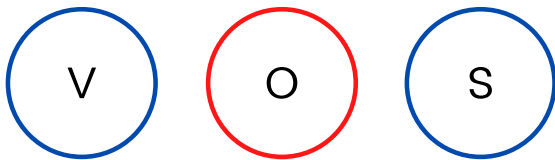
Alfabet fiches!




Alfabet fiches!



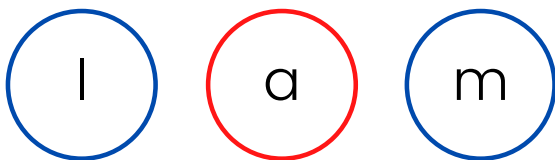
Tafelberg
Butterfly




Tafelberg
Butterfly



Tafelberg
Butterfly



Tafelberg
Butterfly



Alfabet fiches!



w o l f



o l f



h o n d



o n d



Alfabet fiches!



r u p s



o o o o



b e e r



o o o o



Alfabet fiches!



m a k i



o o o o



h e r t



o o o o



Alfabet fiches!



w e s p



o o o o



e e n d



o o o o



Alfabet fiches!



e z e l



o o o o





l a m a





o o o o



Alfabet fiches!



p a a r d




○ ○ ○ ○ ○

Alfabet fiches!




Juf Julie



v o g e l

Juf Julie




o e l

Alfabet fiches!




Juf Julie





l e e u w

Juf Julie





○ ○ ○ ○ ○

Alfabet fiches!





p a n d a





○ ○ ○ ○ ○

Alfabet fiches!




s l a n g




○ ○ a ○ ○


Alfabet fiches!




Juf Julie 





s t i e r





○ ○ ○ ○ ○

Juf Julie 

Alfabet fiches!





z e b r a





○ ○ ○ ○ ○

Alfabet fiches!



z w a a n




○ ○ a a ○

Alfabet fiches!




Juf Julie



g i r a f

Juf Julie




○ ○ ○ ○ ○

This section contains two identical boxes for a word-matching activity. Each box features a giraffe's head and neck. Below the giraffe, five circles are arranged horizontally. The first circle is blue and contains the letter 'g'. The second circle is red and contains the letter 'i'. The third circle is blue and contains the letter 'r'. The fourth circle is red and contains the letter 'a'. The fifth circle is blue and contains the letter 'f'. The second box is identical but the circles are empty.

Alfabet fiches!



Juf Julie



Juf Julie

o t t e r

○ ○ ○ ○ ○